

Measurement of SDG indicator 10.7.2: Number of countries with well-managed migration policies

Regional workshop on strengthening the collection and use of international migration data in the context of the 2030 Agenda for Sustainable Development

Bangkok, 5–8 February 2019

Target 10.7 and related indicators



Target 10.7: *Facilitate orderly, safe, regular and responsible migration and mobility of people, including through the implementation of planned and well-managed migration policies*



Indicator 10.7.1: Recruitment cost borne by employee as a proportion of yearly income earned in country of destination (ILO and World Bank)

Indicator 10.7.2: *Number of countries with migration policies to facilitate orderly, safe, regular and responsible migration and mobility of people* (UN DESA and IOM, partnering with OECD)

How to define and measure “well managed migration policies”?



Collaboration between UN DESA Population Division and IOM to develop the methodology and measurements for SDG indicator 10.7.2

Concept and measure of “number of countries with well-managed migration policies” based on:

- **Conceptual framework:** the ‘Migration Governance Framework’ (MiGOF), welcomed by IOM’s Council at its 106th session in November 2015
- **Data source:** the UN Inquiry among Governments on Population and Development (UN DESA)

The conceptual framework: Migration Governance Framework (MiGOF)

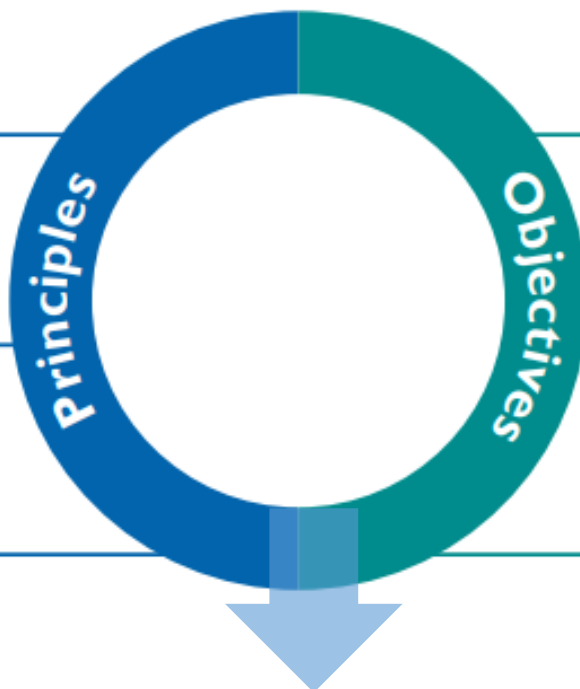


MiGOF Principles and Objectives

1. **Adherence** to international standards and fulfillment of migrants' rights.

2. **Formulates** policy using evidence and "whole-of-government" approach.

3. **Engages** with partners to address migration and related issues.



1. **Advance** the socioeconomic well-being of migrants and society.

2. **Effectively** address the mobility dimensions of crises.

3. **Ensure** that migration takes place in a safe, orderly and dignified manner.

SDG indicator 10.7.2

DOMAINS

1.

2.

3.

4.

5.

6.

Data source:

The UN Inquiry among Governments on Population and Development



Mandate:

- General Assembly resolution 1838 (XVII) of 18 December 1962
- Conducted on behalf of the Secretary-General

Periodicity:

Biennial (every two years) starting with the Twelfth Inquiry (2018)

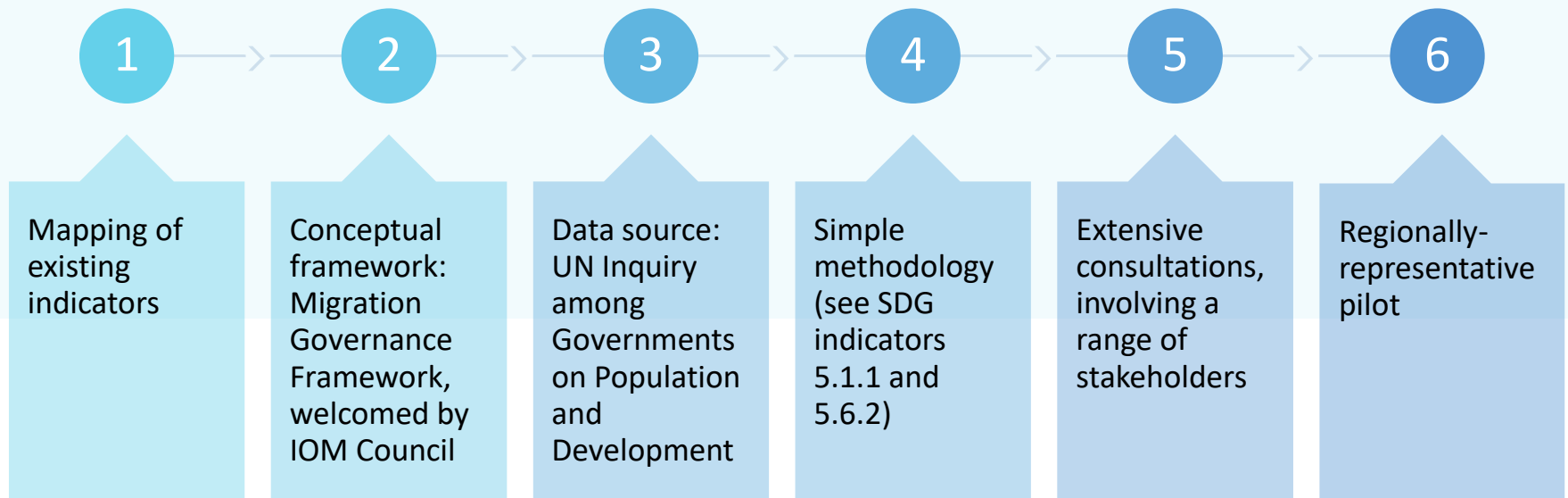
Content of the Twelfth Inquiry:

- Module I on population ageing and urbanization
- Module II on fertility, family planning and reproductive health
- Module III on international migration.

Process for the collection and dissemination of data (Twelfth Inquiry):

- Implemented in the second half of 2018
- Sent to 193 Member States, 2 Observer and 2 non-member States through their Permanent Missions to the UN in New York
- Permanent Missions redirect the modules to the relevant government departments
- IOM and OECD assist in garnering government responses to Module III through their substantive counterparts or country offices
- Country responses transmitted to UN DESA for basic consistency checking
- Data compiled/integrated into the World Population Policies database

Process of developing indicator 10.7.2



Six domains and proxy measures for SDG indicator 10.7.2



	Domain	Proxy measure
1.	Migrant rights	Degree to which migrants have equity in access to services, including health care, education, decent work, social security and welfare benefits
2.	Whole of government / evidence-based policies	Dedicated institutions, legal frameworks and policies or strategies to govern migration
3.	Cooperation and partnerships	Government measures to foster cooperation and encourage stakeholder inclusion and participation in migration policy
4.	Socioeconomic well-being	Government measures to maximize the development impact of migration and the socioeconomic well-being of migrants
5.	Mobility dimensions of crises	Government measures to deliver comprehensive responses to refugees and other forcibly displaced persons
6.	Safe, orderly and regular migration	Government measures to address regular or irregular immigration

For each domain/proxy measure, one question with five subcategories



2.

Domain:

Whole-of-government/ Evidence-based policies

Proxy measure:

Dedicated institutions, legal frameworks and policies or strategies to govern migration

Question:

Does the Government have any of the following institutions, policies or strategies to govern immigration or emigration?

Subcategories:

- a. A dedicated Government agency to implement national migration policy
- b. A national policy or strategy for regular migration pathways, including labour migration
- c. A national policy or strategy to promote the inclusion or integration of immigrants
- d. Formal mechanisms to ensure that the migration policy is gender responsive
- e. A mechanism to ensure that migration policy is informed by data, appropriately disaggregated

Methodology and computational method



Coding of values:

- Domain 1: “Yes, regardless of immigration status” coded “1”; “Yes, only for those with legal immigration status” coded “0.5”; “No” coded “0”
- Domains 2 to 6: “Yes” coded “1”; “No” coded “0”

Computation:

Unweighted average of the 30 subcategories (percentage)

Categorization of results:

- Less than 40 per cent “Requires further progress”
- 40 to less than 80 per cent “Partially meets”
- 80 per cent or more “Meets or fully meets”

Disaggregation:

- By region
- By domain

Treatment of missing values:

- No imputation of values
- No imputation of missing country data

Scope of the proposed indicator



SDG indicator 10.7.2

DOES:

- Document the existence and range of migration policies at the country level
- Monitor progress across comparable policy domains
- Document policy gaps, allowing to identify need for capacity building
- Reflect the different realities of countries of origin, transit and destination

DOES NOT:

- Serve as a national monitoring framework for migration policies
- Provide an exhaustive picture of migration policies
- Address the implementation of migration policies
- Assess the impact or effectiveness of migration policies

Summary timeline



2nd semester 2017 and 1st semester 2018

- Validation and testing of the methodology
- Two regional workshops (Asia and the Pacific, Latin America and the Caribbean)
- Three online regional consultations/ workshops (Africa, Europe and Northern America, Western Asia)
- Pilot testing of the questions for indicator 10.7.2



2nd semester 2018

- Data collection, database generated and results presented
- Request for graduation from tier III submitted and granted
- Validated data integrated into analytical outputs (reports, briefs, fact sheets, etc.)



1st quarter 2019

- Publication and dissemination of analytical outputs, in anticipation of the 2019 HLPF review of goal 10

Results so far



- 73 responses received
- 26 more responses needed to reach 50% mark (50% of countries in each SDG region, covering at least 50% of the population in each region) and qualify for Tier I classification*
- Few responses from large population countries needed

*Reminder

- **Tier I:** an established methodology exists and data are already widely available;
- **Tier II:** a methodology has been established but for which data are not easily available; and
- **Tier III:** an internationally agreed methodology has not yet been developed.

Status of responses (as of 1 Feb 2019)



SDG Region	Total number of countries	Percentage of countries for which Module III has been received	Percentage of population for which Module III has been received	Number of countries for which Module III has NOT been received yet	Number of countries needed to reach the 50% mark.	Population criterion
Central and Southern Asia	14	14%	1%	12	5	Need populous countries
Eastern and South-Eastern Asia	16	31%	18%	11	3	Need populous countries
Europe and Northern America	46	48%	48%	24	1	Population criterion almost met
Latin America and the Caribbean	33	27%	65%	24	8	Population criterion met
Northern Africa and Western Asia	24	33%	30%	16	4	Need populous countries
Oceania	16	38%	86%	10	2	Population criterion met
Sub-Saharan Africa	48	44%	49%	27	3	Population criterion almost met

Migration Governance Indicators (MGI)



- Framework and methodology to assess **country-specific migration governance structures**
- Baseline assessment, quick, cost-effective
- Framework and methodology to measure SDG progress





MGI	10.7.2
<ul style="list-style-type: none">➤ National level➤ Voluntary➤ Capacity building➤ Policy coherence➤ No ranking➤ Context sensitive➤ In depth➤ EIU / IOM partnership	<ul style="list-style-type: none">❖ Global Level❖ IAEG-SDG rigorous process❖ Statistical exercise❖ Builds on existing survey❖ Monitoring for SDGs❖ UNDESA / IOM partnership



The MGI model framework

–1. Adherence to international standards and fulfillment of migrants' rights

- 1.1 Access to basic social services and social security
- 1.2 Family rights
- 1.3 Right to work
- 1.4 Long term residency and path to citizenship

–2. Formulates policy using evidence and “whole of government” approach

- 2.1 Institutional framework
- 2.2 Migration strategy
- 2.3 Legal framework
- 2.4 Institutional transparency and coherence
- 2.5 Data gathering and information availability

–3. Engages with partners to address migration and related issues

- 3.1 Signature and ratification of international conventions
- 3.2 Regional cooperation
- 3.3 Bilateral agreements
- 3.4 Global cooperation
- 3.5 Other partnerships

–4. Advance the socioeconomic well-being of migrants and society

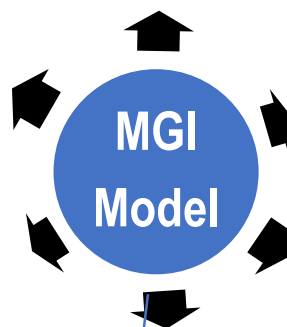
- 4.1 Labour migration management
- 4.2 Skills and qualification recognition schemes
- 4.3 Student migration regulation
- 4.4 Bilateral Labour Agreements
- 4.5 Migrant Remittances

–5. Effectively address the mobility dimensions of crises

- 5.1 Crisis resilience and preparedness
- 5.2 Emergency response
- 5.3 Post-crisis action

–6. Ensure that migration takes place in a safe, orderly and dignified manner

- 6.1 Border control and enforcement
- 6.2 Admission and eligibility criteria
- 6.3 Re-integration policies
- 6.4 Measures to combat human trafficking and smuggling





MGI Pilot – 15 countries January 2016 – May 2016	MGI II (a) – 14 countries August 2017 – March 2018	MGI II (b) – 9 countries September 2017 – August 2018
Bahrain	Colombia	Albania
Bangladesh	Dominican Republic	Argentina
Canada	Ecuador	Brazil
Costa Rica	El Salvador	Guatemala
Germany	Honduras	Kyrgyzstan
Ghana	Kazakhstan	Lesotho
Italy	Kenya	Nepal
Mexico	Kuwait	Tuvalu
Republic of Moldova	Mali	Vanuatu
Morocco	Mauritius	
The Philippines	Portugal	
Republic of Korea	Serbia	
South Africa	Sri Lanka	
Sweden	Uganda	
Turkey		



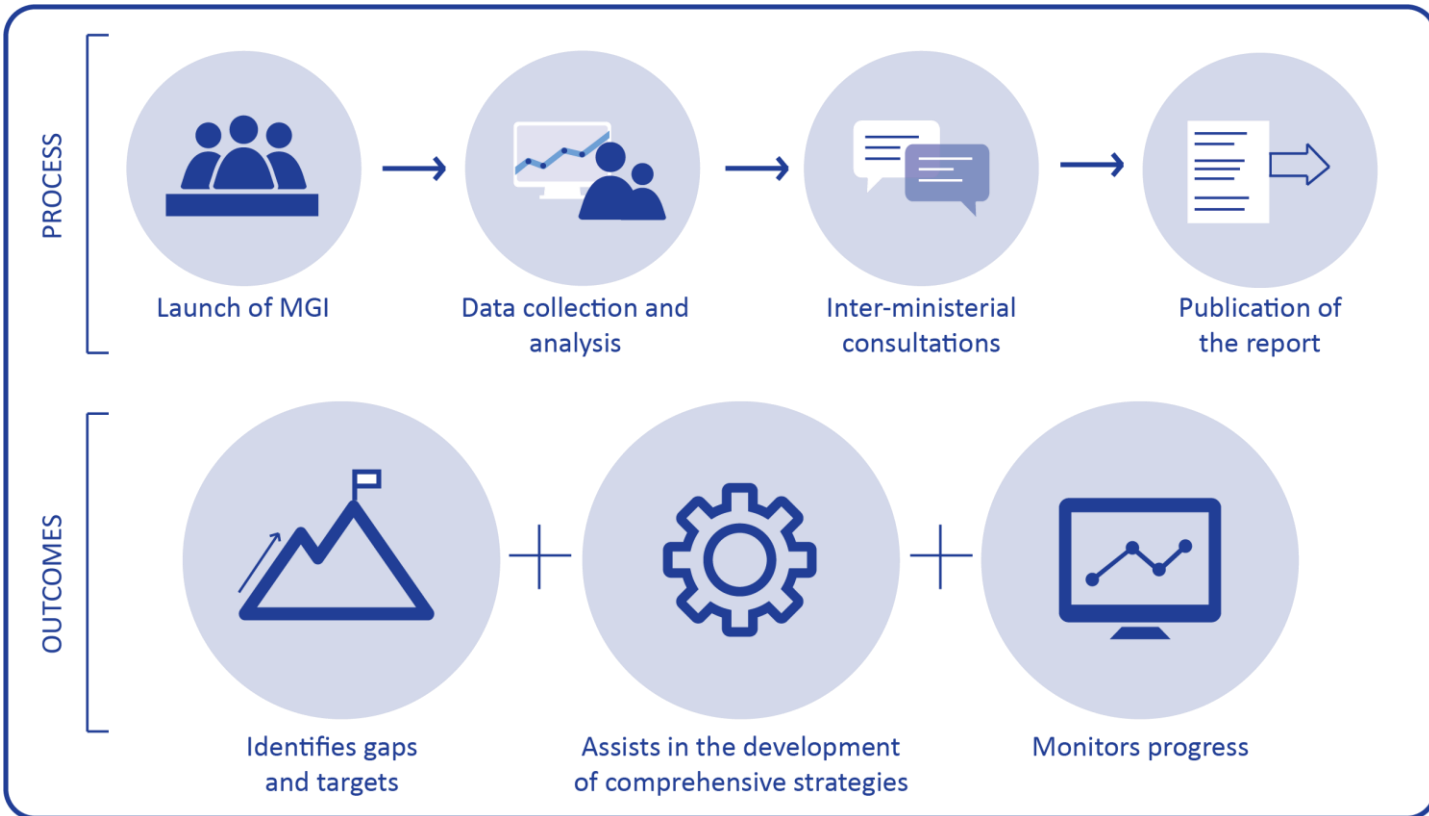
WHAT IT IS

- Offers insights on policy levers that countries can use to strengthen their migration governance
- Identifying gaps and good practices
- Consultative process that advance conversations on migration governance by clarifying what “well-governed migration” might look like in the context of the SDG target 10.7

WHAT IT IS NOT

- Not a ranking
- Based on policy structures, *not assessing impacts*
- Not prescriptive

The MGI process



The MGI on the Migration Data Portal



MIGRATION DATA PORTAL
The bigger picture

About Contact

DATA

Migration statistics

THEMES

Overview by topic

TOOLS

Guidance materials

SDGs

& Global Compact for Migration

SNAPSHOTS

By country

BLOG

& Talking Migration Data

Search the portal here



Migration Governance Snapshots



English Français Español

ABOUT THE MIGRATION GOVERNANCE INDICATORS

In 2015, IOM developed a *Migration Governance Framework (MiGOF)* to help define what “well-managed migration policy” might look like at the national level. The MiGOF was welcomed by IOM’s Member States the same year. The Migration Governance Indicators (MGI) were developed to assess national frameworks, and help to operationalize the MiGOF.

Click on the wheel to learn more about the six dimensions of migration governance included in the MiGOF and MGI.

The MGI is a tool based on policy inputs, which offers insights on policy levers that countries can use to develop their migration governance. The MGI is not meant to rank countries on the design or implementation of migration policies, but rather to be a framework to help countries in the assessment of the comprehensiveness of their migration policies, as well as to identify gaps and areas that could be strengthened. The MGI aims to advance conversations on migration governance by clarifying what “well-governed migration” might look like in the context of SDG Target 10.7.

About the MGI process

Search database of Migration
Governance Snapshots

Select Country





Marzia Rango

**IOM's Global Migration Data Analysis Centre
(GMDAC)**

mrango@iom.int

Pablo Lattes

**UN DESA
(Population Division)**

lattes@un.org



Annex: About the MGI Project

Introductory video



MGI = BETTER MIGRATION GOVERNANCE

